




DIRT DOG®

Dirt Dog Bale Handling Attachments are Effective, Reliable and Durable.

Our attachments offer the heavy duty features you depend on everyday to get the job done.
Choose Dirt Dog for superior equipment you can count on year after year.



Bale Handling Attachments




When you need to get a handle on your hay chores, we've got reliable hay tools to suit each job. Looking to transport large round bales? Bale Spears get it done effortlessly. Go with the extra-tough bale unroller to haul and unroll round bales for feeding.




Bale Unroller (BU)

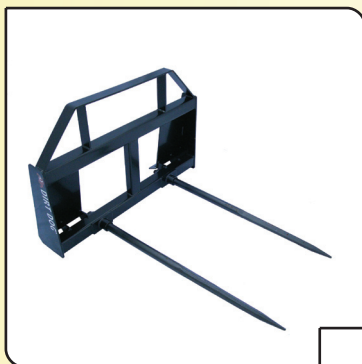
- Works on category 1 & 2 hitches
- Equipped with a 2 1/2" x 8" hydraulic cylinder
- Quick hitch compatible
- Strong tubular framing can handle 4', 5' or 6' bales up to 2000 lbs
- Available in red, blue, orange, yellow and green
- Control waste and trampled grass in your pasture by feeding in different spots



Bale Spear Single (BSS)

- Spear capacity is 3500 lbs at 23 1/2" from frame
- 42 1/2" usable spear length
- Solid tubular construction
- Models compatible with skid steer, JD 300, 400, 500, and Euro quick attach systems
- Powder coated paint





Bale Spear Double (BSD)

- Each spear capacity is 3500 lbs at 23 1/2" from frame
- 42 1/2" usable spear length
- Solid tubular construction
- Reinforced bushings for longevity
- Models compatible with skid steer, JD 300, 400, 500, and Euro quick attach systems
- Powder coated paint



3 PT Hitch Bale Spears

- Quick hitch compatible A-frame
- Spear capacity is 3500 lbs at 23 1/2" from frame
- Reinforced bushings for strength
- Models available for Category 1 and Category 1 or 2

CHOOSE DIRT DOG FOR SUPERIOR EQUIPMENT YOU CAN COUNT ON YEAR AFTER YEAR.



BALE UNROLLER SPECIFICATIONS

Overall height	25.56"
Overall width	69.50"
Overall length	66.16"
Weight	326 lbs
Hitch type	Cat 1, Cat 2
Capacity	2000 lbs
Frame tube size	4" x 4" x 5/16"

Dirt Dog manufactures heavy duty equipment for hard working people. We have a full line of 3 pt. hitch tractor attachments and skid steer equipment that is always growing and developing so you can finish jobs quickly and efficiently.

BALE HANDLING ATTACHMENT SPECIFICATIONS

	BSS	BSD	3 pt. Cat 1	3 pt. Cat 1-2
Overall height	21 3/16"	30"	25 3/4"	25 3/4"
Overall width	45 5/16"	45 5/16"	26"	39"
Overall depth	51"	51"	51"	51 3/4"
Spear size	1.78"	1.78"	1.78"	1.78"
Usable spear length	42 1/2"	42 1/2"	42 1/2"	42 1/2"
Weight	145 lbs	305 lbs	85 lbs	97 lbs
Spear capacity	3500 lbs @ 23 1/2"			
Attachment method	Skid Steer QA Euro QA JD QA	Skid Steer QA Euro QA JD QA	3 pt. lift	3 pt. lift
Powder coat paint options	Black or green	Black or green	Black	Black

www.DirtDogMfg.com

Dirt Dog Manufacturing

P 706.335.4647

F 706.335.1850

2405 US 441 South

Commerce, GA 30529